

# FINN-POWER

- PUNCHING
- LASER CUTTING
- ▶ **BENDING**
- INTEGRATED PUNCHING & SHEARING
- INTEGRATED PUNCHING & LASER CUTTING
- FLEXIBLE MANUFACTURING SYSTEMS



## **TECHNICAL DATA E-BRAKE B 35 - 100 TONS**

**FINN-POWER E-BRAKE B**  
**Technical data sheet, valid for series II from October 2008**

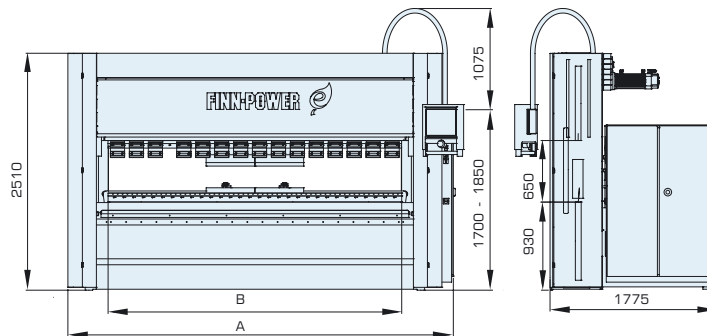
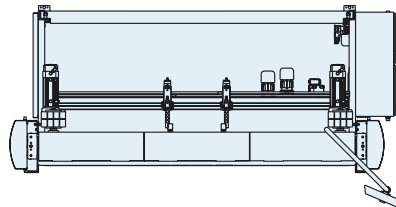

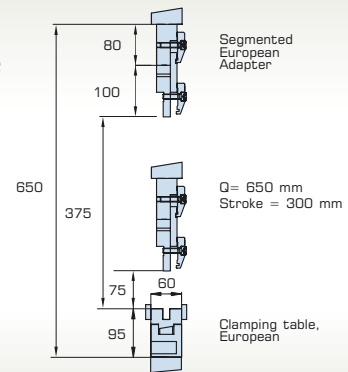
| TYPE   |       | E 35-1250 B | E 50-2050 B | E 80-2550 B | E 100-3100 B |
|--|-------|-------------|-------------|-------------|--------------|
| Press tonnage  | F/MN  | 350         | 500         | 800         | 1000         |
| Max bending length   | B /mm | 1250        | 2050        | 2550        | 3100         |
| Distance between frames  |       | O-frame     | O-frame     | O-frame     | O-frame      |
| Throat depth   |       | O-frame     | O-frame     | O-frame     | O-frame      |
| Stroke   | mm    | 300         | 300         | 300         | 300          |
| Ram (Y-axis) repeating accuracy                                      | mm    | ± 0.01      | ± 0.01      | ± 0.01      | ± 0.01       |
| Ram (Y-axis) approaching speed with LightGuard (CE certification)    | mm/s  | 110         | 110         | 90          | 75           |
| Ram (Y-axis) working speed with LightGuard (CE certification)        | mm/s  | 1-20        | 1-20        | 1-20        | 1-20         |
| Ram (Y-axis) approaching speed without LightGuard (CE certification) | mm/s  | 10          | 10          | 10          | 10           |
| Ram (Y-axis) working speed without LightGuard (CE certification)     | mm/s  | 1-10        | 1-10        | 1-10        | 1-10         |
| Ram (Y-axis) return speed for all models                             | mm/s  | 110         | 110         | 90          | 75           |
| Motor power  | kW    | 7.0         | 7.0         | 11.0        | 11.0         |
| Machine weight   | kg    | 3250        | 4750        | 5500        | 6350         |
| Dimension A (Length)   | A /mm | 2230        | 3030        | 3580        | 4080         |

| E25-E100 B Back gauges  | X axis | R axis          | Z1/Z2 axes                  |
|-------------------------|--------|-----------------|-----------------------------|
| Travel distance         | mm     | 550 (+25)(+450) | 150<br>working length - 220 |
| Axis speed max.         | mm/s   | 350             | 800                         |
| Axis repeating accuracy | mm     | ± 0.02          | ± 0.1                       |
| Axis resolution         | mm     | 0.01            | 0.1                         |

**\* Patented servomechanically actuated  
Power Belt system**

- \* No need for crowning**
- \* Extremely high accuracy**
- \* Low maintenance**
- \* Energy savings**
- \* User friendly Touch screen**
- \* PC control**

**TOOL  
ADAPTERS**



*Flexibly yours®*

**FINN-POWER**

**Finn-Power Oy**  
P.O. Box 38  
FI-62201 Kauhava  
FINLAND

Tel. + 358 6 428 2111  
Fax + 358 6 428 2244  
www.finn-power.com